

FOR LEASE

2ND-GEN RESTAURANT/RETAIL/MEDICAL/OFFICE SPACE AVAILABLE

UNIVERSITY PLAZA | 1171 HOMESTEAD RD | SANTA CLARA, CA



STEVE KALYK
steve@alphare.com
628.203.8489
Lic. #02018743

COLE STROMBOM
cole@strombom.com
650.302.3805
Lic. #01953946




2ND-GEN RESTAURANT/RETAIL/MEDICAL/OFFICE SPACE AVAILABLE

UNIVERSITY PLAZA | 1171 HOMESTEAD RD | SANTA CLARA, CA



PROPERTY HIGHLIGHTS

- + See Floor Plan on Pages 4-5 for Available Suites
- + 855 SF to 6,460 SF Suites Available
- + Desirable Santa Clara location
- + Abundance of signage on street side and parking side
- + Left in/left out access to parking on both Homestead Rd & Jackson St
- + Iconic 2 story building
- + Ample parking on site including 2 story garage
- + Elevator Served
- + On-site eateries and cafes
- + Steps to Santa Clara University
- + Adjacent to the Santa Clara Farmer's Market



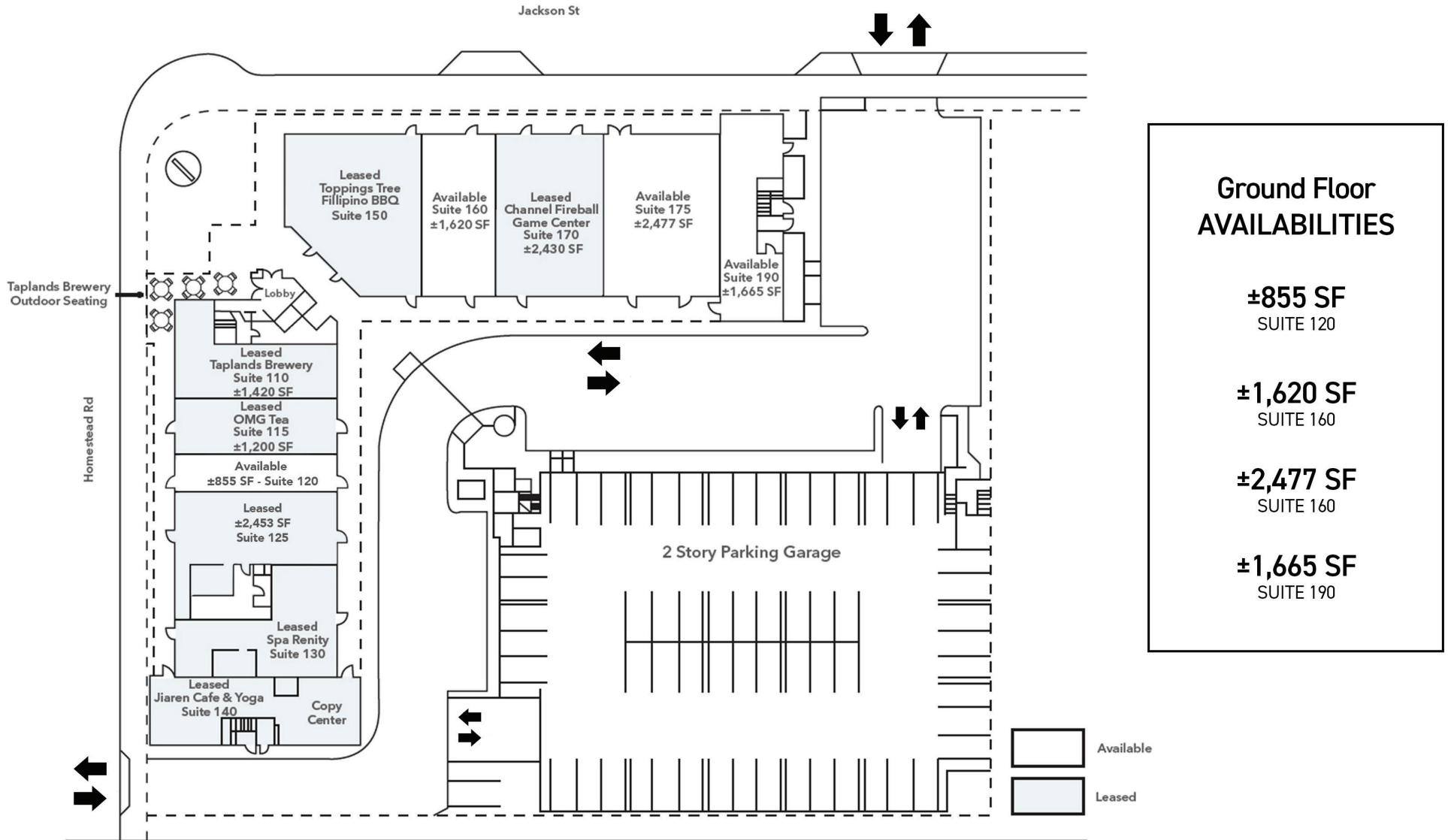
2ND-GEN RESTAURANT/RETAIL/MEDICAL/OFFICE SPACE AVAILABLE

UNIVERSITY PLAZA | 1171 HOMESTEAD RD | SANTA CLARA, CA



2ND-GEN RESTAURANT/RETAIL/MEDICAL/OFFICE SPACE AVAILABLE

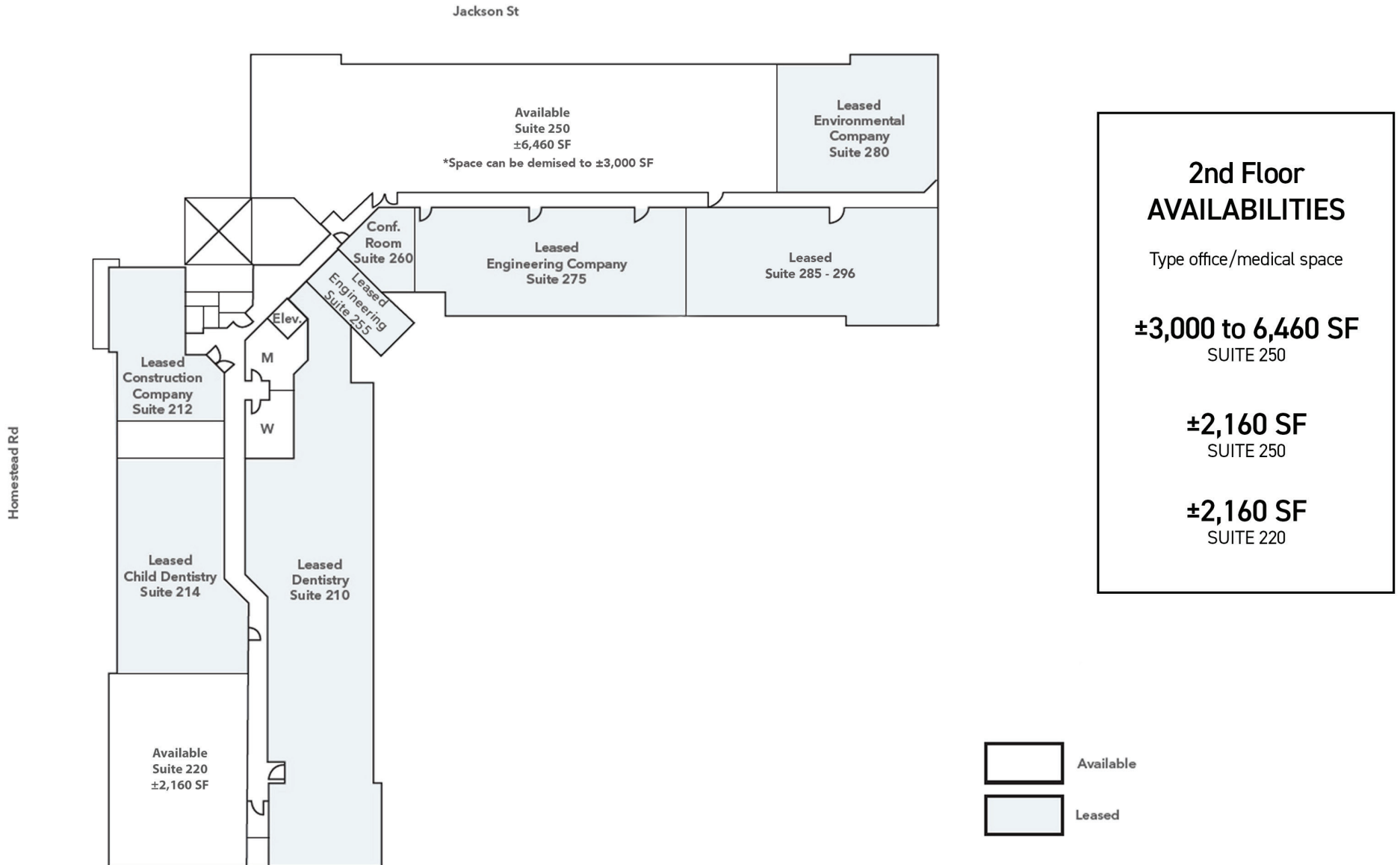
UNIVERSITY PLAZA | 1171 HOMESTEAD RD | SANTA CLARA, CA



FLOOR PLAN NOT TO SCALE

2ND-GEN RESTAURANT/RETAIL/MEDICAL/OFFICE SPACE AVAILABLE

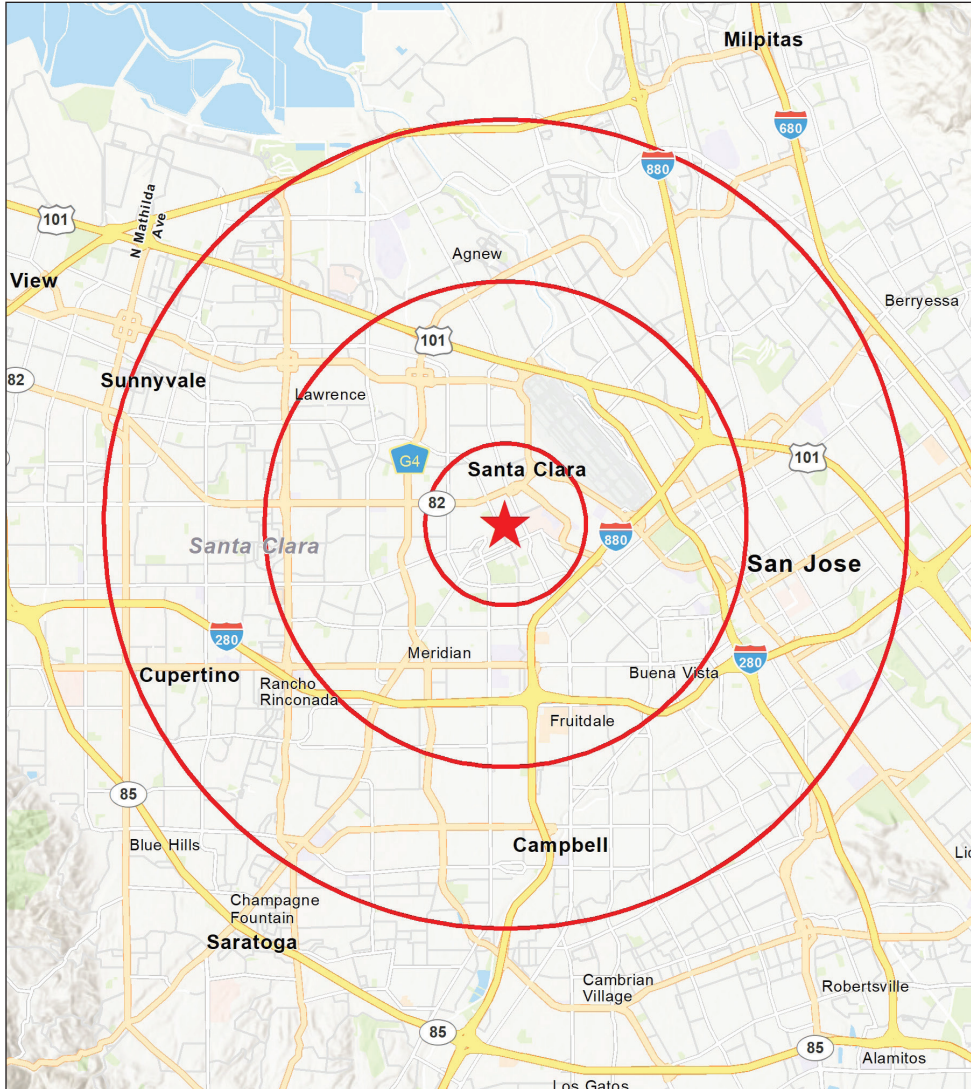
UNIVERSITY PLAZA | 1171 HOMESTEAD RD | SANTA CLARA, CA



FLOOR PLAN NOT TO SCALE

2ND-GEN RESTAURANT/RETAIL/MEDICAL/OFFICE SPACE AVAILABLE

UNIVERSITY PLAZA | 1171 HOMESTEAD RD | SANTA CLARA, CA



DEMOGRAPHIC SUMMARY

POPULATION	1 MILE	3 MILES	5 MILES
2020 Population	27,448	198,644	627,567
2025 Population	29,736	211,576	662,592
2020-2025 Annual Rate	1.61%	1.27%	1.09%
2020 Median Age	32.2	36.6	36.4
Daytime Population	29,097	253,164	725,186

HOUSEHOLDS	1 MILE	3 MILES	5 MILES
2020 Total Households	9,814	75,887	230,155
2025 Total Households	10,594	80,800	242,772
2020 - 2025 Annual Rate	1.54%	1.26%	1.07%

MEDIAN HH INCOME	1 MILE	3 MILES	5 MILES
2020 Median HH Income	\$95,186	\$110,709	\$116,940
2025 Median HH Income	\$108,545	\$124,209	\$131,205
2020-2025 Annual Rate	2.66%	2.33%	2.33%

AVERAGE HH INCOME	1 MILE	3 MILES	5 MILES
2020 Average HH Income	\$127,525	\$145,207	\$154,356
2025 Average HH Income	\$143,769	\$163,676	\$172,395
2020-2025 Annual Rate	2.00%	2.00%	2.00%

Source: Esri, Esri & Infogorup, U.S. Census